



THE ORIGINAL  
**LONDON**  
BRICK

**Windsor**



# Windsor



**Manufactured to BS EN 771-1**

**Brick type**

Category II, U, Clay Masonry Unit

**Standard work size**

215 x 102,5 x 65mm

**Dimensional tolerances**

Tolerance category: T2

Range category: R1

**Compressive strength**

≥ 25N/mm<sup>2</sup>

**Water absorption**

≤ 23%

**Durability**

F1

**Active soluble salts content**

S2

**Configuration**

Frogged 15-20% Voids

**Dry weight per brick**

1.95kg

**Pack Size**

390

**Factory**

Whittlesey



**Disclaimer:** The reproduction of colours and textures is only as accurate as the printing process will allow. Photographic samples should be used when shortlisting products but we advise that an actual sample should be seen before ordering.



222 Peterborough Road  
Whittlesey  
Cambridgeshire  
PE7 1PD

**Sales** 0330 123 1017  
**Technical** 0330 123 1018

**Fax** 01733 206040

[forterra.co.uk](http://forterra.co.uk)

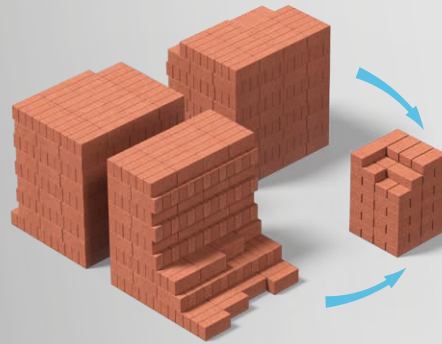


# Best practice brick handling

Make life easier with these simple tips which can save you time and money on your build.


## Blending bricks

Bricks should be loaded-out from a minimum of 3 packs and it is advisable to draw from the packs in vertical rather than horizontal slices. Doing this helps avoid colour patchiness or banding in the brickwork.



## Brick storage

Bricks should be stored on a level, free-draining surface that is protected from the elements. Polythene wrapping provides protection from the weather; if this is removed for inspection it needs to be replaced or alternative protection needs to be provided.



## Protection of newly built brickwork

When work stops or is interrupted by inclement weather conditions, brickwork should be protected immediately with polythene sheeting that is held in place with a suitable fixing. If new brickwork is not protected, lime stains, efflorescence and patchy mortar colour can occur. It should also be noted that the laying of brickwork should be discontinued when the temperature falls below 3°C or when frost is imminent.



## Mortar and bricklaying


**Do not build at or near freezing conditions.**

Lay London bricks frog upwards for maximum strength and density, and also for maximum rain penetration protection; when neither is required, as in most low-rise dwellings, bricks may be laid frog down.


**General brickwork form DPC level to eaves level of domestic construction.**

Internal and external from DPC to eaves: (Class M4 Designation iii) 1 : 6 Portland Cement : sand + plasticiser or 1 : 1 : 6 Portland Cement : lime : sand + plasticiser.


**Note:** For rendered brickwork use sulphate-resisting cement.



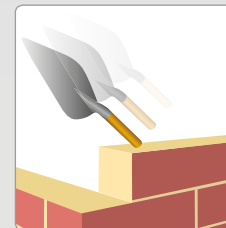
Protect recently constructed brickwork from inclement weather.




Batch materials in measured volumes.



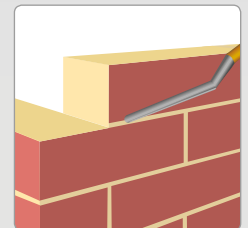
Fill all joints.



Avoid over tapping newly laid bricks.



Avoid mortar stains.



Finish mortar joints with an appropriate tool.